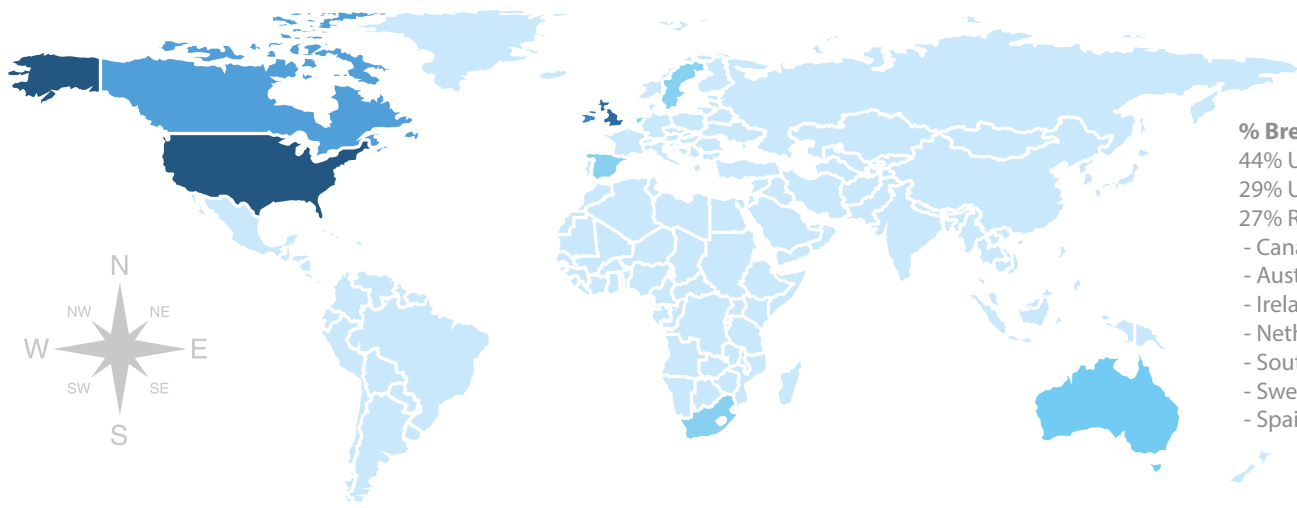


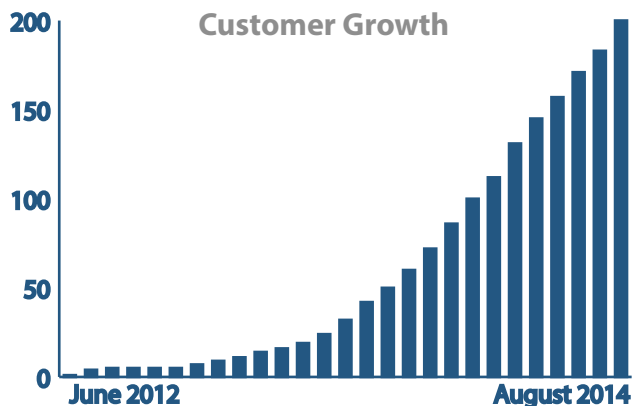
LearnUpon's First 200 Customers

Customer Locations



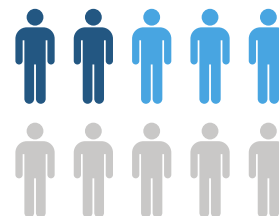
- % Breakdown by Location**
- 44% United States
 - 29% United Kingdom
 - 27% Rest of World
 - Canada
 - Australia
 - Ireland
 - Netherlands
 - South Africa
 - Sweden
 - Spain

Customer Statistics



- Industry**
- 60% Training
 - 31% Corporate
 - 5% Software
 - 2% Association
 - 2% Education

22% of customers are referrals



34% transferred from another LMS

LearnUpon Statistics

- 500,000 course enrollments
- 82,017 assignments submitted
- 2 million exam questions answered
- 209,589 SCORM launches
- 20,032 eCommerce transactions



New Feature Releases in 2013 & 2014



99.996%

Uptime in 2013 & 2014

LearnUpon Timeline

